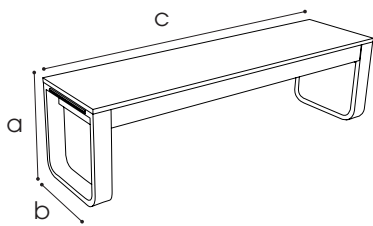


Flow bench

Folding bench in aluminium



Dimensions



- a 45 cm
- b 40 cm
- c 160 cm

Frame


- ✓ Material aluminium (Quality:6063 / hardness: 11-13)
- ✓ Thickness 3 mm
- ✓ Coating powdercoating X

Features


- ✓ In - and outdoor use
- ✓ Easily folded and opened
- ✓ Synthetic strips to protect the top when stacked
- ✓ Legs are attached with a screw system to prevent them from unfolding during transportation and set-up
- ✓ Seats are interchangeable but can also be fixed permanently
- ✓ Slides perfectly under Flow Dinner

Colours

Frame



White



Black

Seating



- ✓ Material Bamboo
Bamboo is 27% stronger than oak and 50% more water-resistant
Insect- and mould resistant, no knots
Not treated
- ✓ Surface Natural (optional: lacquer coating)
- ✓ Dimensions 1600x400x20mm
- ✓ Indoor use

Hardcore



- ✓ Material
- ✓ Dimensions
- ✓ Colour

Laminated hardcore compact: outdoor use
1600x400x12 mm



white black

Chipboard



- ✓ Material
- ✓ Dimensions
- ✓ Colour

Melamine faced chipboard 18 mm for indoor use
1600x400x18 mm
MFCA18



Alpine White (AWH) Black (BLA)

Cleaf

- ✓ Material
- ✓ Dimensions
- ✓ Colour

Melamine faced chipboard for indoor use
1600x400x10 mm



matrix LM08 nadir FB33 nadir FB34 pembroke S128 primo fiore B011 primo fiore U129 sherwood U129